

## Image Processing

Blending  
Display Color Models  
Filters  
Dithering  
[Ch 7.13, 8.11-8.12]

April 18, 2011  
Jernej Barbic

University of Southern California


<http://www.bcf.usc.edu/~barbic/cs480-s11/>

1

## Alpha Channel

- Frame buffer
  - Simple color model: R, G, B; 8 bits each
  - $\alpha$ -channel A, another 8 bits
- Alpha determines opacity, pixel-by-pixel
  - $\alpha = 1$ : opaque
  - $\alpha = 0$ : transparent

checkerboard  
pattern =  
opacity

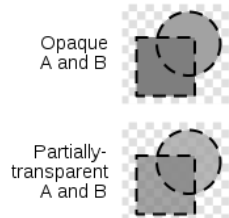


Source: Wikipedia

2

## Blending

- Blend transparent objects during rendering
- Achieve other effects (e.g., shadows)



3

## Image Compositing

- Compositing operation
  - Source:  $\mathbf{s} = [s_r \ s_g \ s_b \ s_a]$
  - Destination:  $\mathbf{d} = [d_r \ d_g \ d_b \ d_a]$
  - $\mathbf{b} = [b_r \ b_g \ b_b \ b_a]$  source blending factors
  - $\mathbf{c} = [c_r \ c_g \ c_b \ c_a]$  destination blending factors
  - $\mathbf{d}' = [b_r s_r + c_r d_r \ b_g s_g + c_g d_g \ b_b s_b + c_b d_b \ b_a s_a + c_a d_a]$
- Example: overlay  $n$  images with equal weight
  - Set  $\alpha$ -value for each pixel in each image to  $1/n$
  - Source blending factor is " $\alpha$ "
  - Destination blending factor is "1"

4

## Blending in OpenGL

- Enable blending  
`glEnable(GL_BLEND);`
- Set up source and destination factors  
`glBlendFunc(source_factor, dest_factor);`
- Source and destination choices
  - `GL_ONE, GL_ZERO`
  - `GL_SRC_ALPHA, GL_ONE_MINUS_SRC_ALPHA`
  - `GL_DST_ALPHA, GL_ONE_MINUS_DST_ALPHA`
- Set alpha values: 4th parameter to
  - `glColor4f(r, g, b, alpha)`
  - `glLightfv, glMaterialfv`

5

## Blending Errors

- Operations are not commutative
  - rendering order changes result
- Operations are not idempotent
  - render same object twice gives different result to rendering once
- Interaction with hidden-surface removal is tricky
  - Polygon behind opaque polygon(s) should be culled
  - Transparent in front of others should be composited
  - Solution: make z-buffer read-only for transparent polygons with `glDepthMask(GL_FALSE);`

6

## Outline

- Blending
- Display Color Models
- Filters
- Dithering


7

## Displays and Framebuffers

- Image stored in memory as 2D pixel array, called framebuffer
- Value of each pixel controls color
- Video hardware scans the framebuffer at 60Hz
- Depth of framebuffer is information per pixel
  - 1 bit: black and white display
  - 8 bit: 256 colors at any given time via colormap
  - 16 bit: 5, 6, 5 bits (R,G,B),  $2^{16} = 65,536$  colors
  - 24 bit: 8, 8, 8 bits (R,G,B),  $2^{24} = 16,777,216$  colors

8

## Fewer Bits: Colormaps



- Colormap is array of RGB values, k bits each (e.g., k=8)
- Each pixel stored not the color, but an index into colormap
- All  $2^{24}$  colors can be represented, but only  $2^k$  colors at a time
- Poor approximation of full color
- Colormap hacks: affect image without changing framebuffer (only colormap)

9

## More Bits: Graphics Hardware

- 24 bits: RGB
- + 8 bits: A ( $\alpha$ -channel for opacity)
- + 16 bits: Z (for hidden-surface removal)
- \* 2: double buffering for smooth animation
- = 96 bits
- For 1024 \* 768 screen: 9 MB
- Easily possible on modern hardware

10

## Image Processing

- 2D generalization of signal processing
- Image as a two-dimensional signal
- Point processing: modify pixels independently
- Filtering: modify based on neighborhood
- Compositing: combine several images
- Image compression: space-efficient formats
- Other topics
  - Image enhancement and restoration
  - Computer vision

11

## Outline

- Blending
- Display Color Models
- Filters
- Dithering

12

## Point Processing

- Process each pixel independently from others
- Input:  $a(x,y)$ ; Output:  $b(x,y) = f(a(x,y))$
- Useful for contrast adjustment, false colors
- Examples for grayscale,  $0 \leq v \leq 1$ 
  - $f(v) = v$  (identity)
  - $f(v) = 1-v$  (negate image)
  - $f(v) = v^p$ ,  $p < 1$  (brighten)
  - $f(v) = v^p$ ,  $p > 1$  (darken)



13

## Gamma Correction

- Example of point processing
- Compensates monitor brightness nonlinearities (older monitors)



Tom Ridge left the Pennsylvania governorship last October, when U.S. President George W. Bush appointed him to head the newly created Office of Homeland Security.



Tom Ridge left the Pennsylvania governorship last October, when U.S. President George W. Bush appointed him to head the newly created Office of Homeland Security.



Tom Ridge left the Pennsylvania governorship last October, when U.S. President George W. Bush appointed him to head the newly created Office of Homeland Security.

$\Gamma = 1.0$ ;  $f(v) = v$

$\Gamma = 0.5$ ;  $f(v) = v^{1/0.5} = v^2$

$\Gamma = 2.5$ ;  $f(v) = v^{1/2.5} = v^{0.4}$

14

## Signals and Filtering

- Audio recording is 1D signal: amplitude(t)
- Image is a 2D signal: color(x,y)
- Signals can be continuous or discrete
- Raster images are discrete
  - In space: sampled in x, y
  - In color: quantized in value
- Filtering: a mapping from signal to signal

15

## Linear and Shift-Invariant Filters

- Linear with respect to input signal
- Shift-invariant with respect to parameter
- Convolution in 1D
  - $a(t)$  is input signal
  - $b(s)$  is output signal
  - $h(u)$  is filter
- Convolution in 2D

$$b(s) = \sum_{t=-\infty}^{+\infty} a(t)h(s-t)$$

$$b(x,y) = \sum_{u=-\infty}^{+\infty} \sum_{v=-\infty}^{+\infty} a(u,v)h(x-u,y-v)$$

16

## Filters with Finite Support

- Filter  $h(u,v)$  is 0 except in given region
- Example: 3 x 3 blurring filter
 
$$b(x,y) = \frac{1}{9} \left( a(x-1,y-1) + a(x,y-1) + a(x+1,y-1) \right. \\ \left. + a(x-1,y) + a(x,y) + a(x+1,y) \right. \\ \left. + a(x-1,y+1) + a(x,y+1) + a(x+1,y+1) \right)$$
- As function
 
$$h(u,v) = \begin{cases} \frac{1}{9}; & \text{if } -1 \leq u, v \leq 1 \\ 0; & \text{otherwise} \end{cases}$$
- In matrix form
 
$$\frac{1}{9} \begin{bmatrix} 1 & 1 & 1 \\ 1 & 1 & 1 \\ 1 & 1 & 1 \end{bmatrix}$$

17

## Blurring Filters

- Average values of surrounding pixels
- Can be used for anti-aliasing
- Size of blurring filter should be odd
- What do we do at the edges and corners?
- For noise reduction, use median, not average
  - Eliminates intensity spikes
  - Non-linear filter

18




## Outline

- Blending
- Display Color Models
- Filters
- Dithering

25

## Dithering

- Compensates for lack of color resolution
- Give up spatial resolution for color resolution
- Eye does spatial averaging



original



web-safe colors,  
no dithering

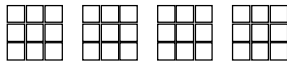


web-safe colors,  
with dithering

Source: Wikipedia  
26

## Black/White Dithering

- For gray scale images
- Each pixel is black or white
- From far away, eye perceives color by fraction of white
- For 3x3 block, 10 levels of gray scale



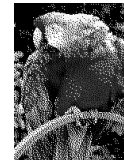
27

## Color Dithering

- Dither RGB separately
- Assemble results into k-bit index into colormap (often k=8)



original

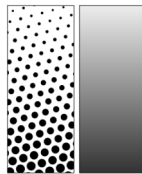


dithered, k=3  
only 8 colors

Source: Wikipedia  
28

## Halftoning

- Regular patterns create artifacts
  - Avoid stripes
  - Avoid isolated pixels (e.g. on laser printer)
  - Monotonicity: keep pixels on at higher intensities
  - Floyd-Steinberg dithering
- Example of good 3x3 dithering matrix
  - For intensity n, turn on pixels 0..n-1



Source: Wikipedia

$$\begin{bmatrix} 6 & 8 & 4 \\ 1 & 0 & 3 \\ 5 & 2 & 7 \end{bmatrix}$$

29

## Summary

- Display Color Models
  - 8 bit (colormap), 24 bit, 96 bit
- Filters
  - Blur, edge detect, sharpen, despeckle (noise removal)
- Dithering

30